



# 2020 Summer Calendars

## PHONOLOGICAL AWARENESS



Created by: Michelle Hinkle Ostrow M.S., CCC-SLP © Speech Rocks (2020)

All rights reserved by author ~ **YOU MAY POST TO YOUR TEACHER WEBSITES AND SHARE DIGITALLY WITH FAMILIES**

# PHONOLOGICAL AWARENESS SUMMER PROGRAM

Dear parents/guardians:


Phonological awareness is the ability to hear sounds that make up words and spoken language. Phonological awareness skills are critical for children as they learn to read and write. As summer approaches, I would like to encourage you to help your child maintain his or her phonological awareness skills, as they have worked very hard this year on building their skills. Attached you will find calendars of daily activities intended to promote phonological awareness. Please take a few minutes at least 3-4 times weekly to focus on the skills. The activities within the calendars are intended to be brief and enjoyable. I thank you in advance for supporting your child's progress.

Most importantly, have a happy and safe summer ☺ Enjoy!!

Sincerely,

---

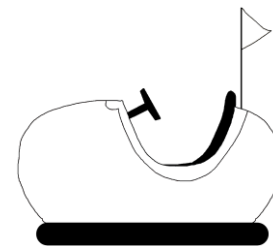
Reading Specialist









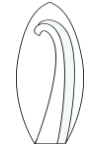


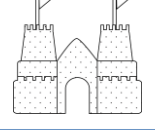




# JUNE 2020

## Phonological Awareness

Skills include: Rhyming, Syllable & Phoneme Identification



Sunday	Monday	Tuesday	Wednesday	Thursday	Friday 	Saturday
	1 Rhyming words have the same sounds at the end. Do these words rhyme? <b>BE – TREE</b> <b>CAN – GO</b>	2 How many words can you think of that rhyme with <b>BEAR</b> ? 	3 A syllable is part of a word. Syllables are fun to tap and clap out. How many syllables are in these words? <b>BUNNY – CAT</b> <b>POTATO – APPLE</b>	4 A <b>phoneme</b> is a single sound. What is the first sound you hear in these words? <b>SUN – PENCIL – GO</b>	5 Read or listen to a book. Listen for words that <b>RHyme</b> ? How many did you hear?	6 Enjoy the weekend! 
7 Sunday Fun Day! 	8 Do these words Rhyme? <b>BIRD– THIRD</b> <b>CUP – CUT</b> <b>FLOOR – MOP</b>	9 How many words can you think of that rhyme with <b>CAT</b> ? 	10 What is the first syllable you hear in these words? <b>SUNSCREEN</b> <b>LIFEGUARD</b> <b>JUMPROPE</b>	11 What is the middle sound you hear in these words? <b>MAP – SUN – FEET</b> <b>CAR – BOAT – RAIN</b>	12 Read or listen to a book. Listen for words that <b>RHyme</b> with “ <b>ME</b> ”. How many did you hear?	13 Enjoy the weekend! 
14 Sunday Fun Day! 	15 Which word doesn't rhyme? <b>MAP – MOP – TOP</b> <b>DISH – DIP – FISH</b>	16 How many words can you think of that rhyme with <b>CAR</b> ? 	17 What is the middle syllable you hear in these words? <b>HOLIDAY</b> <b>UMBRELLA</b> <b>AMUSEMENT</b>	18 What is the last sound you hear in these words? <b>SUN – PENCIL – GO</b>	19 Read or listen to a book. Listen for words that <b>RHyme</b> ? How many did you hear?	20 Enjoy the weekend! 
21 Sunday Fun Day!  Happy Father's Day	22 Which word doesn't rhyme? <b>CAT – CAP – HAT</b> <b>PIG – WIG – PUG</b>	23 How many words can you think of that rhyme with <b>TREE</b> ? 	24 What is the last syllable you hear in these words? <b>BEACHBALL</b> <b>TELEPHONE</b> <b>BARBEQUE</b>	25 How many sounds do you hear in these words? <b>SUN – BEACH</b> <b>SAND – WATER</b>	26 Read or listen to a book. Listen for words that <b>RHyme</b> with “ <b>BLUE</b> ”. How many did you hear?	27 Enjoy the weekend! 
28 Sunday Fun Day! 	29 Complete this sentence with a word that rhymes. <b>I saw a frog sitting on a _____.</b>	30 How many words can you think of that rhyme with <b>FROG</b> ? 				

# July 2020


## Phonological Awareness

Skills include: Word, Syllable, Phoneme segmenting and blending

**\*\* When working on blending activities, make sure you pause after each syllable and sound. A dash "-" is used to help remind you.**



Sunday	Monday	Tuesday	Wednesday	Thursday	Friday	Saturday
			<b>1</b> Blending is putting syllables and sounds together. Blend these <b>SYLLABLES</b> together to make a word.  <b>BEACH - CHAIR</b>	<b>2</b> Segmenting is breaking apart sentences and words? How many <b>SYLLABLES</b> do you hear in these words. Say each syllable out loud.  <b>FIREWORKS FOURTH</b>	<b>3</b> Blend these <b>SOUNDS</b> together to make words. <b>S - U - N (sun)</b> <b>B - EA - CH (beach)</b> <b>S - A - N - D (sand)</b>	<b>4</b> <b>HAPPY 4<sup>th</sup> of JULY!</b>  
<b>5</b> <b>Sunday Fun Day!</b>  	<b>6</b> Blend these <b>SYLLABLES</b> together to make words. <b>AIR - PLANE</b> <b>RAIN - BOW</b> <b>SAIL - BOAT</b> <b>SUN - SHINE</b>	<b>7</b> Blending These <b>SOUNDS</b> together to make words. <b>F - I - SH (fish)</b> <b>T - R - AI - N (train)</b> <b>M - I - L - K (milk)</b>	<b>8</b> How many <b>SOUNDS</b> do you hear in each word? Say each sound out loud.  <b>CONE RIDE</b> <b>GRASS FLOWER</b>	<b>9</b> How many <b>SYLLABLES</b> do you hear in these words. Say each syllable out loud.  <b>COCONUT PEACH</b> <b>KIWI GRAPES</b>	<b>10</b> Read or listen to a book. Listen for words that have only three <b>SOUNDS</b> ? What words did you hear?	<b>11</b> <b>Enjoy the weekend!</b>  
<b>12</b> <b>Sunday Fun Day!</b>  	<b>13</b> How many <b>SOUNDS</b> do you hear in each word? Say each sound out loud. <b>CHIPS SNACK</b> <b>FRUIT APPLE</b>	<b>14</b> Repeat this sentence. Clap/tap for each <b>WORD</b> you hear. How many times did you clap?  <b>I love to ride my bike.</b> <b>Today is Tuesday.</b>	<b>15</b> How many <b>SOUNDS</b> do you hear in each word? Say each sound out loud.  <b>JUMP HOP</b> <b>SKIP DASH</b>	<b>16</b> Repeat this sentence. Clap/tap for each <b>WORD</b> you hear. How many times did you clap?  <b>Can we go swimming?</b>	<b>17</b> Read or listen to a book. Listen for one <b>SYLLABLE</b> words. How many did you hear?	<b>18</b> <b>Enjoy the weekend!</b>  
<b>19</b> <b>Sunday Fun Day!</b>  	<b>20</b> Blend These <b>SOUNDS</b> together to make words.  <b>T - OA - S - T (toast)</b> <b>S - U - MM - ER (summer)</b> <b>SH - A - R - K (Shark)</b> <b>S - T - I - CK (stick)</b>	<b>21</b> Blend these <b>SYLLABLES</b> together to make words.  <b>DAI - SY</b> <b>CAR - NA - TION</b> <b>LI - LY</b> <b>SUN - FLOW - ER</b>	<b>22</b> Repeat this sentence. Clap/tap for each <b>WORD</b> you hear. How many times did you clap?  <b>Watermelon is juicy.</b>	<b>23</b> Blend these <b>SYLLABLES</b> together to make words.  <b>PINE - AP - PLE</b> <b>TO - MA - TO</b> <b>AV - O - CA - DO</b> <b>PEP - PER</b>	<b>24</b> Read or listen to a book. Listen for two <b>SYLLABLE</b> words. How many did you hear?	<b>25</b> <b>Enjoy the weekend!</b>  
<b>26</b> <b>Sunday Fun Day!</b>  	<b>27</b> How many <b>SOUNDS</b> do you hear in each word? Say each sound out loud. <b>CAMP SLIDE</b> <b>POOL DIVE</b>	<b>28</b> How many <b>SYLLABLES</b> do you hear in these words. Say each syllable out loud.  <b>BUBBLES STICK</b> <b>CANDY WATERMELON</b>	<b>29</b> Read or listen to a book. Listen for words that have only three <b>SOUNDS</b> ? What words did you hear?	<b>30</b> Repeat this sentence. Clap/tap for each <b>WORD</b> you hear. How many times did you clap?	<b>31</b> Read or listen to a book. Listen for three <b>SYLLABLE</b> words. How many did you hear?	



I  
LOVE  
SUMMER



# August 2020

## Phonological Awareness

Skills include: Syllable, Phoneme deletion and manipulation

Sunday	Monday	Tuesday	Wednesday	Thursday	Friday	Saturday
<p><b>** When you see letters isolated in lines (/b/), this is a signal to say the "sound" that the letter makes and NOT the letter itself.</b></p>						<p>1 Enjoy the weekend!</p>
<p>2 Sunday Fun Day!</p>	<p>3 Change the first sound in <b>FISH</b> to <b>/W/</b> (wish)</p> <p>Change the last sound in <b>ROAD</b> to <b>/P/</b> (rope)</p>	<p>4 Change the first sound in <b>PEAR</b> to <b>/CH/</b> (chair)</p> <p>Change the last sound in <b>COACH</b> to <b>/T/</b> (coat)</p>	<p>5 Change the middle sound in <b>SIT</b> to <b>/a/</b> (sat)</p> <p>Change the middle sound in <b>CUP</b> to <b>/E/</b> (keep)</p>	<p>6 Add <b>/CH/</b> to the end of <b>COW</b> (couch)</p> <p>Add <b>/B/</b> to the beginning of <b>IN</b> (bin)</p>	<p>7 Read or listen to a book. Listen for words that have the the <b>/T/</b> sound. Did you hear the sound in the beginning, middle or end of the word?</p>	<p>8 Enjoy the weekend!</p>
<p>9 Sunday Fun Day!</p>	<p>10 Say <b>VEGETABLE</b> Now say it again but don't say <b>BLE</b></p> <p>Say <b>PRINCIPAL</b> Now say it again but don't say <b>PRIN</b></p>	<p>11 Say <b>BOOK</b> Now say it again but don't say <b>/K/</b></p> <p>Say <b>PENCIL</b>. Now say it again but don't say <b>/P/</b></p>	<p>12 Say <b>RECESS</b>. Now say it again but don't say <b>CESS</b></p> <p>Say <b>CAFETERIA</b>. Now say it again but don't say <b>CAF</b></p>	<p>13 Say <b>DESK</b> Now say it again but don't say <b>/D/</b></p> <p>Say <b>PAPER</b>. Now say it again but don't say <b>/ER/</b></p>	<p>14 Read or listen to a book. Listen for words that have the the <b>/F/</b> sound. Did you hear the sound in the beginning, middle or end of the word?</p>	<p>15 Enjoy the weekend!</p>
<p>16 Sunday Fun Day!</p>	<p>17 Add <b>/T/</b> to the end of <b>BEE</b> (beet)</p> <p>Add <b>/D/</b> to the beginning of <b>ICE</b> (dice)</p>	<p>18 Say <b>SAND</b> Now say it again but don't say <b>/S/</b></p> <p>Say <b>JANITOR</b>. Now say it again but don't say <b>/JAN/</b></p>	<p>19 Change the first sound in <b>THROW</b> to <b>/G/</b> (grow)</p> <p>Change the last sound in <b>PEACH</b> to <b>/L/</b> (peel)</p>	<p>20 Add <b>/S/</b> to the end of <b>MY</b> (mice)</p> <p>Add <b>/S/</b> to the beginning of <b>COOL</b> (school)</p>	<p>21 Read or listen to a book. Listen for words that have the the <b>/CH/</b> sound. Did you hear the sound in the beginning, middle or end of the word?</p>	<p>22 Enjoy the weekend!</p>
<p>23 Sunday Fun Day!</p>	<p>24 Change the middle sound in <b>PAINT</b> to <b>/oi/</b> (point)</p> <p>Change the middle sound in <b>TAP</b> to <b>/A/</b> (tape)</p>	<p>25 Change the first sound in <b>SINK</b> to <b>/TH/</b> (think)</p> <p>Change the last sound in <b>TEAM</b> to <b>/TH/</b> (teeth)</p>	<p>26 Change the middle sound in <b>BOAT</b> to <b>/oo/</b> (boot)</p> <p>Change the middle sound in <b>SAIL</b> to <b>/E/</b> (Seal)</p>	<p>27 Say <b>BEACHBALL</b> Now say it again but don't say <b>BALL</b></p> <p>Say <b>STARFISH</b> Now say it again but don't say <b>STAR</b></p>	<p>28 Read or listen to a book. Listen for words that have the the <b>/G/</b> sound. Did you hear the sound in the beginning, middle or end of the word?</p>	<p>29 Enjoy the weekend!</p>