



## THE CHALLENGE:



“Water, water everywhere,  
but not a drop to drink!”  
Humans need clean  
drinking water to survive.  
The water from our rivers,  
lakes, streams, and ocean is  
all around us but it might  
have a few undesirable  
items floating in it.  
Everyone has a right to  
clean drinking water.

Venture out in nature to  
collect some water from a  
local, natural water source.  
Take note of what your  
water looks like.

Your challenge is to build a  
water filtration system to  
turn dirty or salty water  
into clean water! Tips can  
be found [here](#) or [here](#). Be  
safe and don't taste your  
water. Make visual  
observations and compare!

~ STEAM TEAM ~  
~Create, Test, Improve~

## Learning Activities

### Language Arts:










Can you build a word family out of sticks and rocks you find on the beach or around your house? A word family is a group of words that share a common ending. The “at” word family would have words such as: cat, bat, sat. When you build your word family, share it on our STEAM North page for us to see! You can find some fun videos on YouTube when you search Word families by [Jack Hartmann](#).

### Numeracy:

What do trees, dogs and humans all have in common? They all need water!  
Our bodies have many important jobs to do and without water our bodies would not be able to work properly.



For one week, keep track of how many glasses of water you drink each day by using a pictograph. When you complete a glass of water, draw a glass beside the day of week. What day did you drink the most glasses of water?

Glasses of Water per Day	
Sunday	  
Monday	 
Tuesday	   
Wednesday	

### You and Your World:

Have you ever heard the saying:  
“Oil and water do not mix!”?



Check out [this video](#)  
from Steve Spangler and  
try it on your own!

Accidentally releasing things like  
oil into our environment can  
have very bad consequences.  
Watch [this video](#) to learn ways  
to take care of our environment.

### Art:

While you are at a water source, collect some interesting looking pebbles or sea glass to bring home with you. Glue them onto some cardboard to create images. Try making your family or some of your favorite animals. Looking for inspiration? Check out “Stepping Stones – A Refugee Family’s Journey” [here](#).



There is always a story behind the lyrics of a song.  
Have your parents help you make a 5-song playlist of  
songs that have the word “water” in the lyrics.

Check out our social media page for a performance of our  
water song playlist.